

OpenStack Analytics for Splunk

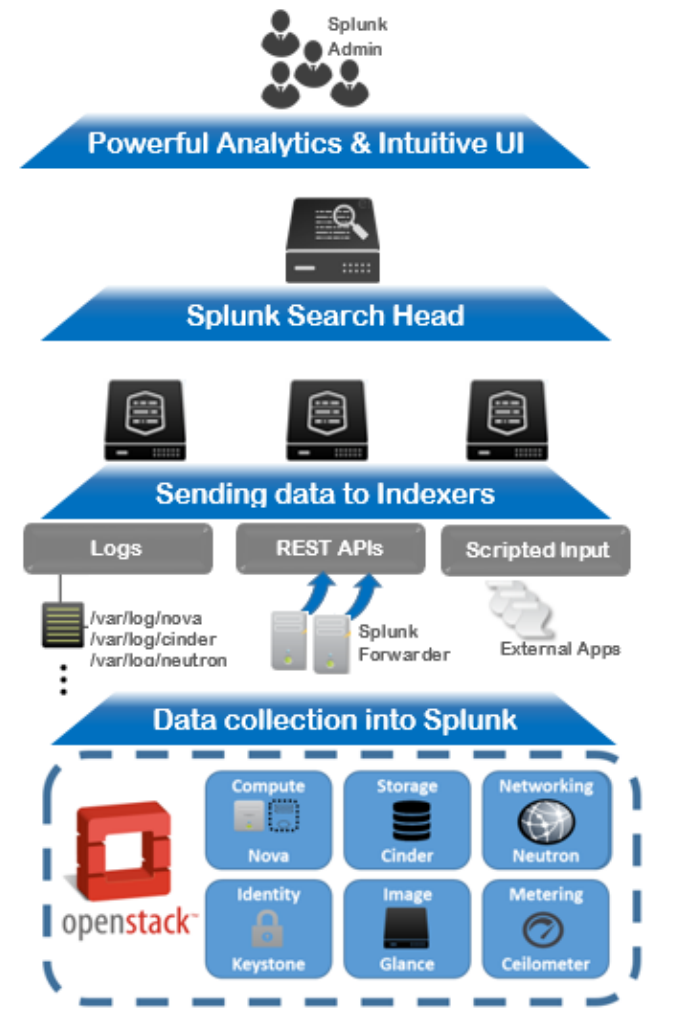
Cross-Tier & Operational Visibility for OpenStack

Key Benefits:

- Secure your multi-tenant private cloud deployment with clear visibility of critical resources
- In depth analysis and powerful correlation across OpenStack modules
- Comprehensive data collection thru syslogs, REST APIs, and Scripted Inputs
- Highly scalable architecture that can monitor 10,000+ VMs per single OpenStack deployment
- Successfully deployed by 35+ customers including Tier-1 Service Providers & Fortune 500 Enterprises

OpenStack is an open-source cloud-computing platform that helps deliver Infrastructure-as-a-Service (IaaS) for building private clouds. The technology consists group of interrelated projects that control pool of compute (Nova), storages (Cinder), networks (Neutron), and other such resources throughout a data centre. While OpenStack environment is upgrading significantly (in terms of feature-support & scale) with every release, it's manageability and monitoring is getting more complex for customers.

OpenStack Analytics App enables you to gain cross-tier visibility across various OpenStack modules. Extensive data is collected via logs, APIs, and agents for in-depth analysis / correlation. The readily available data through saved searches, reports and dashboards aids quick troubleshooting and visibility. The App supports key components including Nova (Compute), Cinder (Storage), Neutron (Networking), Keystone (Identity), Ceilometer (Telemetry), Heat (Orchestration) and Glance (Image Management) are supported today.



“

Enterprise clients deploying OpenStack today are struggling to find a comprehensive platform that provides Operational Intelligence nirvana. Crest's OpenStack monitoring solution for Splunk provides necessary cross-tier visibility required to effectively monitor OpenStack cloud environment.

Sr. Director, IT Infrastructure
NYSE-listed Hi-Tech Enterprise
Company

Comprehensive Module Support

Other Modules:

Keystone:

- Monitor tenants, users and services in a single intuitive dashboard. Monitor health of core & supporting services of OpenStack Cloud

Ceilometer:

- Visualize cloud telemetry data to provide insights on resource utilization and instance provisioning using Ceilometer APIs

Cinder:

- Trace Cinder resource usage with quota info per tenant

Glance:

- Monitor Images, members and usage for all tenants

Heat:

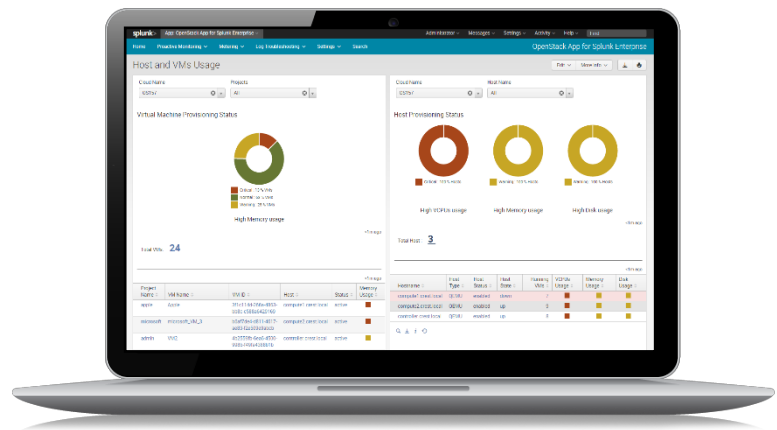
- Get better visibility of Stack-related Actions, Resources, and Events for all tenants

Log Analytics:

- Collect logs across all OpenStack modules and search them as a single unit
- Analyse and drill-down logs based on severity, nodes, file names, and component

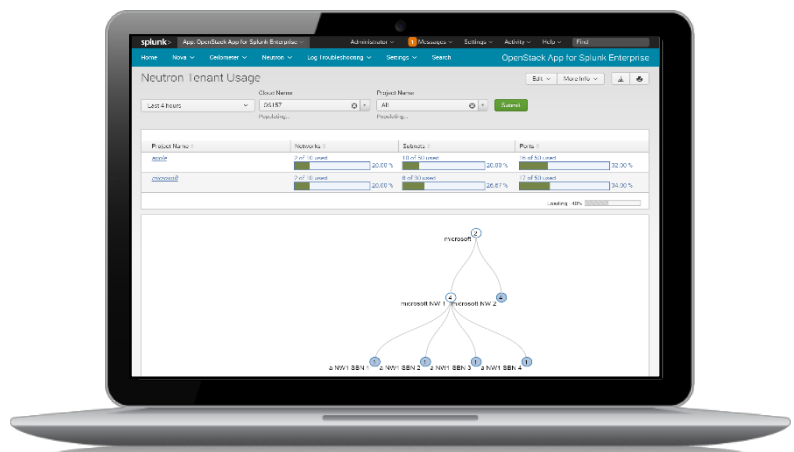
Nova

Gain central, real-time visibility across all Compute Nodes & Virtual Machines (VMs). Track inventory and resources of Compute Nodes and VMs with respect to Disk / Memory / CPU utilization for better capacity planning



Neutron

Track various Neutron parameters to measure Network, Subnet & Port quota usage. Provide further graphical drill-down capability for networking usage.



Crest Data Systems is a leading App Development, Managed Services, & Professional Services Partner of Splunk. Crest has built 250+ Splunk Apps & Technology Add-ons for customers ranging from Fortune 500 companies to Silicon Valley Startups in IT Ops, Security, and IoT domains. With a dedicated team of Splunk-certified Administrators, Engineers, and Consultants across the US and India, Crest provides Professional Services & 24x7 Managed Support Services to Splunk Enterprise & Cloud to customers across US, Europe, and APAC.



USA
2107 North 1st St #205
San Jose CA 95131

INDIA
First Floor, Bhaskar House,
SG Road Ahmedabad 380015

+1 (408) 551-0051
info@crestdatasys.com
<https://www.crestdatasys.com/>